

Ohio Public Health Advisory System

Hamilton County

As of 6/30/2020

LEVEL 1
0-1 Indicators Triggered

Public Emergency
Active exposure and spread. Follow all current health orders.

LEVEL 2
2-3 Indicators Triggered

Public Emergency
Increased exposure and spread. Exercise high degree of caution. Follow all current health orders.

LEVEL 3
4-5 Indicators Triggered

Public Emergency
Very high exposure and spread. Limit activities as much as possible. Follow all current health orders.

LEVEL 4
6-7 Indicators Triggered

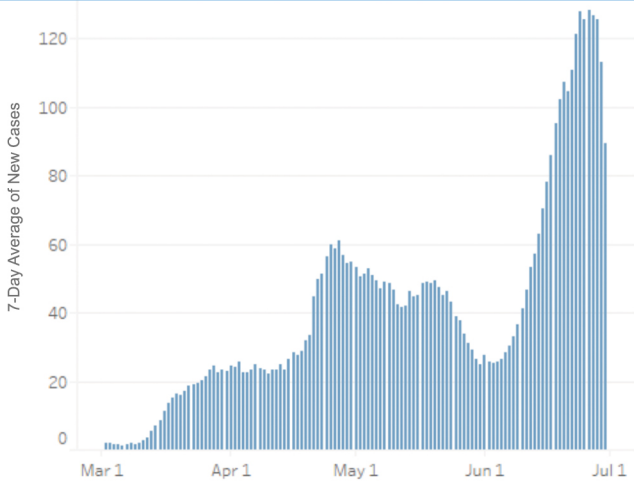
Public Emergency
Severe exposure and spread. Only leave home for supplies and services. Follow all current health orders.

INDICATORS TRIGGERED

- X New Cases Per Capita
- X Increase in New Cases
- X Non-Congregate Cases
- X Emergency Room Visits
- X Outpatient Visits
- Hospital Admissions
- ICU Bed Occupancy

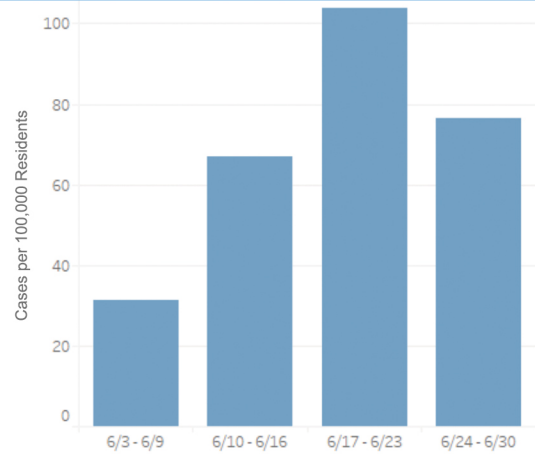
During the past month, **Hamilton County's** COVID-19 cases have increased, along with several other healthcare indicators. At the end of May and into early June, Hamilton County was holding steady at an average of 30 cases per day. As of this past week, the average new cases per day has more than quadrupled to more than 120 cases per day. The increase in cases is not entirely due to increased testing as evidenced by other healthcare metrics. For example, people are visiting the emergency department more often with COVID-19 symptoms. On June 9, the average number of emergency department visits was 8, nearly tripling to 22 visits on June 29. More people are also being diagnosed with COVID-19 after visiting their doctors. From June 9 to June 29, those numbers more than tripled from 38 to 147 visits per day. Hamilton County has also seen a high percentage of its cases outside of congregate settings — ranging from 89% to 97% over the past three weeks. Recent non-congregate outbreaks in Hamilton County have included workplace, faith-based, restaurant, and retail settings.

7-Day Average of New Cases



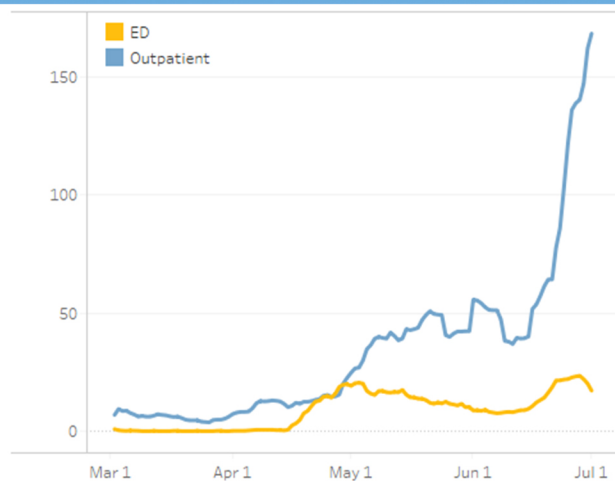
Case data excludes incarcerated individuals.

New Cases: Past 28 Days

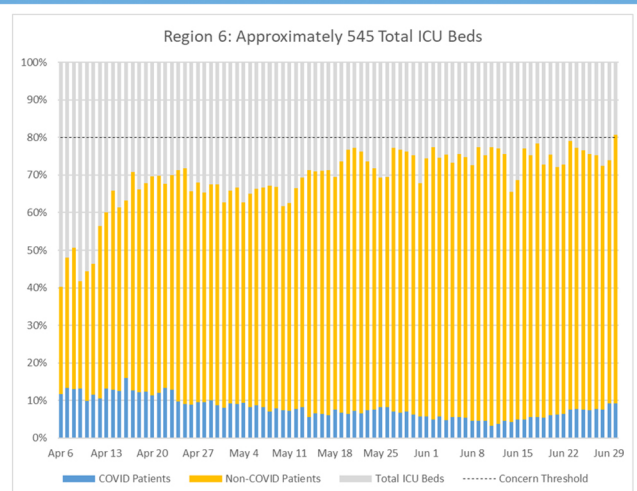


Case data excludes incarcerated individuals.

7-Day Average of COVID-Related Healthcare Visits



Intensive Care Unit (ICU) Utilization



MIKE DEWINE
GOVERNOR OF OHIO

Ohio

Department of Health

Ohio

Development Services Agency

coronavirus.ohio.gov

*Case data is displayed by symptom onset date. Additional data may continue to be reported for more recent days.